
The Remarkable Art of Seedling Survival

We're the experts – The forest products industry and tree farmers plant nearly three *billion* seedlings every year.

We want to help you – Millions of seedlings will be planted to celebrate Earth Day. We want you to know everything you can so that your trees will flourish.

Here's what you need to know – Planting a tree doesn't require a forestry degree, only some basic knowledge.

Just follow these simple guidelines ...




These suggestions are brought to you on Earth Day by:

MICHIGAN STATE
UNIVERSITY
EXTENSION


Department of Forestry (Extension)
126 Natural Resources Building
East Lansing, Michigan 48824-1222

The Remarkable Art of Seedling Survival



Choose your site carefully.

Look up, around, and down. The tree you plant today could eventually reach 40 to 100 feet in height (depending on the tree type). Give your tree plenty of room – its roots will grow wide and deep.



Plant if well away from buildings and powerlines, so that it won't do any damage, or need disfiguring or harmful pruning later in its life. Plant the tree where its roots will not grow into sewers and pipelines, or under driveways and sidewalks.

Look at the tree.

Make sure it's suited to the environment you are planting it in, so that it has the best chance of surviving.



Take care before and during planting.


Keep the tree cool and shaded, and its roots moist until planting.



During planting, try not to handle the tree's roots. Tamp the dirt firmly, but don't pack it too tightly, or the roots won't be able to reach out for water and nutrients, or anchor the tree. Soak the soil around the tree with water to encourage deep rooting.


If you're planting a sapling:

Dig a hole twice as wide and as deep as the rootball. Build a mound of soil, and place the sapling on top of the mound so that it is two inches above the hole's bottom. If the roots are wrapped, remove the burlap. Fill the hole with dirt, tamping it down with your foot and wetting it with water as you fill the hole.




If you're planting a seedling:

Dig a hole a little deeper than the roots' length. Fill the hole around the seedling with dirt, then gently pull the trunk of the seedling up slightly to straighten out the roots.



Give special care during the early, developmental years.

A tree is most vulnerable during the first years of its life. Protect it from pests and animals. Water it frequently.



Then sit back and enjoy!

If cared for properly, the trees you plant on Earth Day will grow and flourish, providing you – and all of us – with their benefits and beauty for generations.